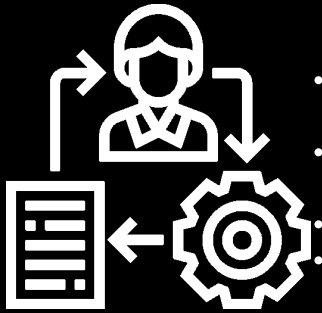




# Gallery walk

Supporting collaboration, feedback and high-quality representations

A gallery walk is a collaborative discussion strategy that provides an opportunity for feedback: student to student, and teacher to student.

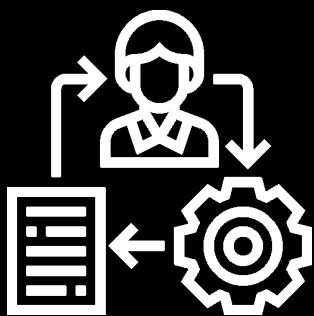
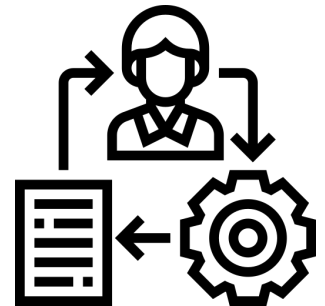


## How?

- Display high quality exemplars for students to examine. Note the features that make the exemplar high quality. Ensure the exemplars can be easily accessed and closely inspected by students.
- Display student work samples. Teams visit these work samples and, drawing on the features noted in the high-quality exemplars use post-it notes to leave feedback on or near the displayed student work. Students may use the sentences stems "I like..." and "I wonder if...".
- Students read feedback about their work. They ask questions and make comments in a structured and facilitated group discussion.

## Why?

- Peer feedback provides students an opportunity for reflection, collaboration and to improve the quality of their representations.
- Teachers gather important insights and use this to plan for teaching and learning.



## Supporting learning

- Support student diversity by:
- Providing exemplars that are clear and accessible for a range of student needs.
- Ensuring students understand the purpose of a gallery walk.
- Monitoring the process so that students are being respectful, specific and purposeful in their feedback.
- Using a quality matrix to focus feedback on the features of student work samples.



## Gathering data

Record details about students':

- science literacy development
- peer to peer feedback
- ability to use feedback

